

J36A Horizontal Surface Mount Plug Series

Order mark

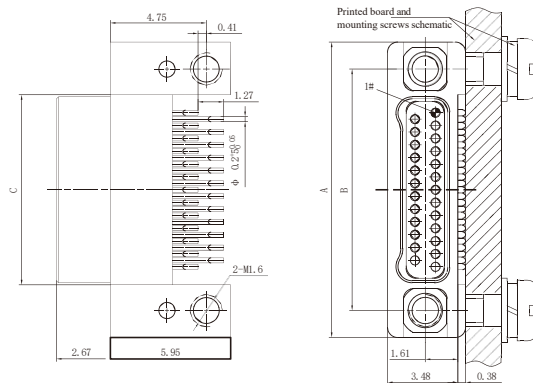
J63A - 2 C 2 - 025 - 12 1 - TH
 ① ② ③ ④ ⑤ ⑥ ⑦ ⑧



- ① Primary name code
- ② Rows of contact parts: 2 rows
- ③ Connector type: C - horizontal meter stick plug
- ④ Shell plating: 2 - nickel plated
- ⑤ Number of contact pieces: 009, 015,021, 025, 031,037, 051, 065,069
- ⑥ Type of contact: 12 - Horizontal surface-mounted pin
- ⑦ Contact Coating: 1 - Contact Gold Plated
- ⑧ Lock type: TH - connecting nut

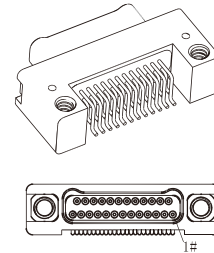
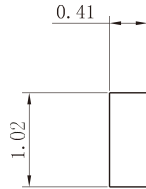
Related Description

- The connectors are soldered using SMT technology and cannot be soldered by hand.
- The connectors are generally mated to sockets with locking screws.
- The pins are soft and easily deformed, so care should be taken to protect them.



pattern diagram	A	B	C	pattern diagram	A	B	C	pattern diagram	A	B	C
9 scores	9.63	6.86	4.31	15 scores	11.53	8.76	6.22	21 scores	13.44	10.67	8.13
25 scores	14.71	11.94	9.40	31 scores	16.61	13.84	11.30	37 scores	18.52	15.75	13.21
51 scores	22.96	20.19	17.65	65 scores	27.41	24.64	22.10	69 scores	28.68	25.91	23.37

Printed board package size (for reference only)



Partial enlargement of pin package dimensions

